




4-Pinion Style


Example is Nissan Navara R180 Front Differential



Remove diff assembly with both Xmembers




Remove fixed axle tube



Undo axle bolt, remove centre



Seat axle gears and spacer rings into carriers



Measure spider to spacer side 1



Measure spider to spacer side 2



Assemble with no spider to check overall clearance.



Locate axle retainer 'nut' into axle gear on the non-crown wheel side.



Final assembly with spider in place.



Check pins and springs are aligned.



Check gap and record measurements